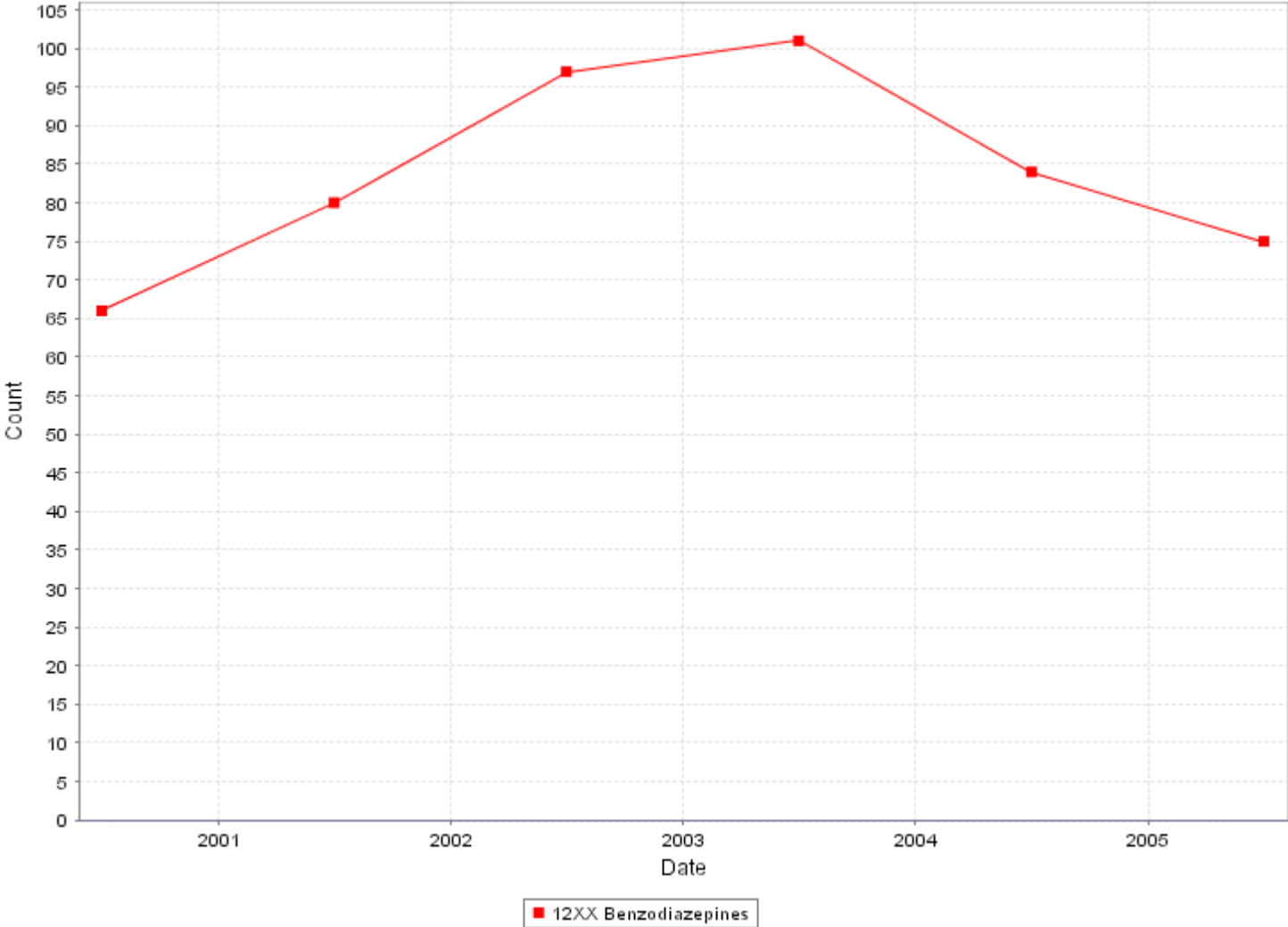


Benzo Treatment Admissions for Primary, Secondary, & Tertiary Drug of Choice (OSA TDS Trend Report for July 1, 2000 to June 30, 2006)

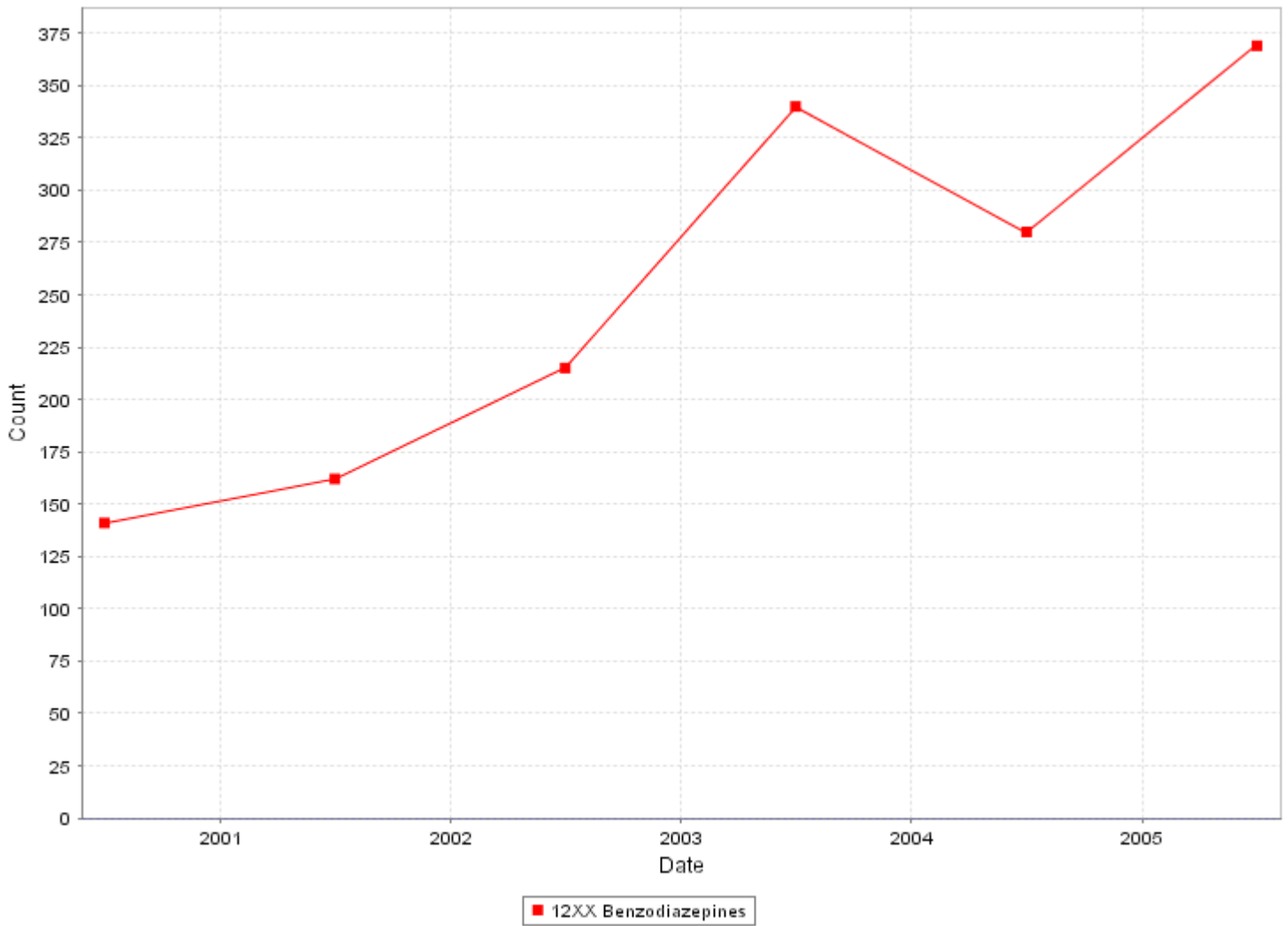
Trend Report : Primary Detail Drugs Used Inappropriately (2000-7-1 to 2006-6-30)



Data Table for Primary Drug:

Admission Date	Answer	Count
Jul-00	12XX Benzodiazepines	66
Jul-01	12XX Benzodiazepines	80
Jul-02	12XX Benzodiazepines	97
Jul-03	12XX Benzodiazepines	101
Jul-04	12XX Benzodiazepines	84
Jul-05	12XX Benzodiazepines	75

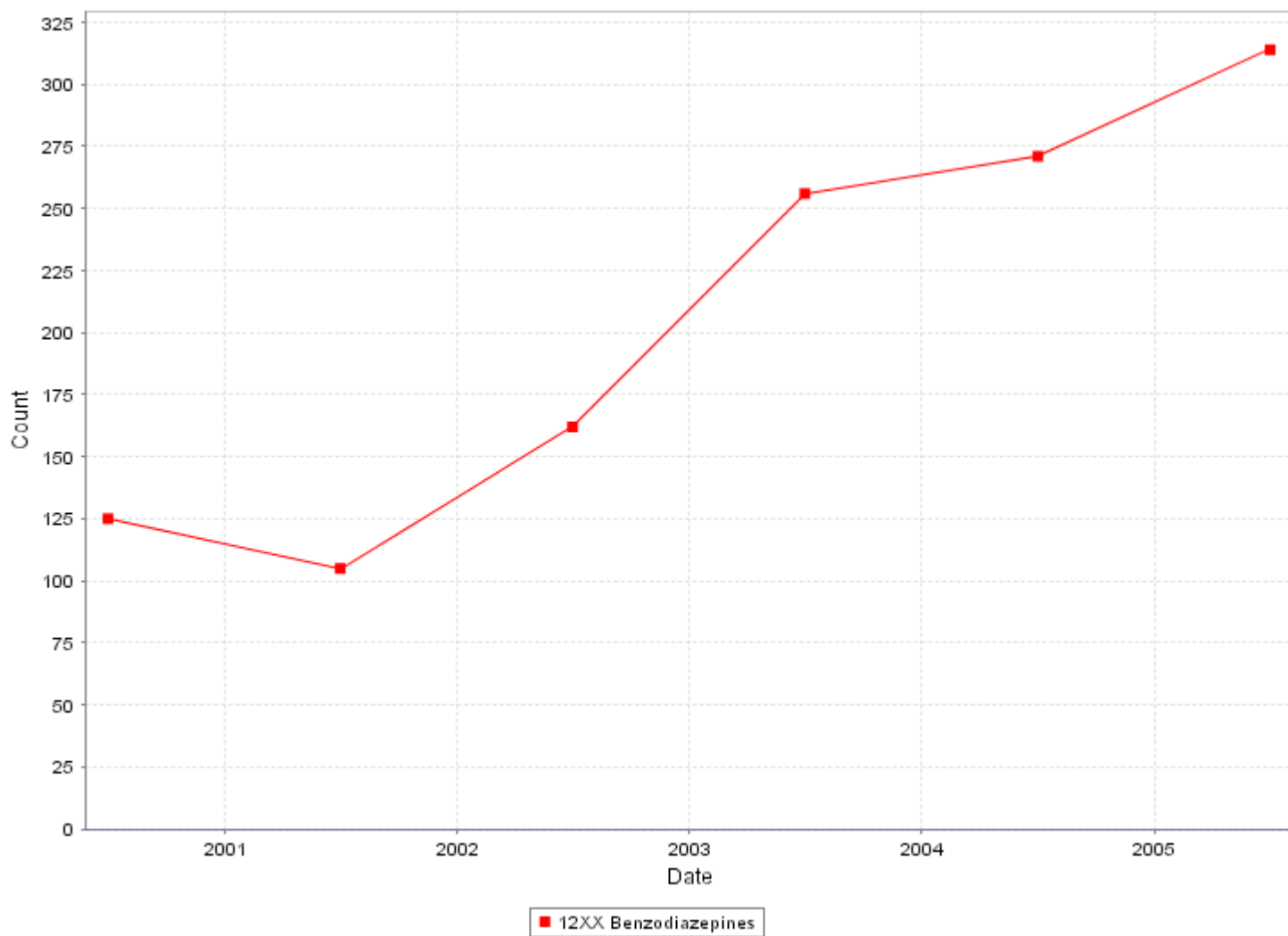
Trend Report : Secondary Detail Drugs Used Inappropriately (2000-7-1 to 2006-6-30)



Data Table for Secondary Drug:

Admission Date	Answer	Count
Jul-00	12XX Benzodiazepines	141
Jul-01	12XX Benzodiazepines	162
Jul-02	12XX Benzodiazepines	215
Jul-03	12XX Benzodiazepines	340
Jul-04	12XX Benzodiazepines	280
Jul-05	12XX Benzodiazepines	369

Trend Report : Tertiary Detail Drugs Used Inappropriately (2000-7-1 to 2006-6-30)



Data Table for Tertiary Drug:

Admission Date	Answer	Count
Jul-00	12XX Benzodiazepines	125
Jul-01	12XX Benzodiazepines	105
Jul-02	12XX Benzodiazepines	162
Jul-03	12XX Benzodiazepines	256
Jul-04	12XX Benzodiazepines	271
Jul-05	12XX Benzodiazepines	314